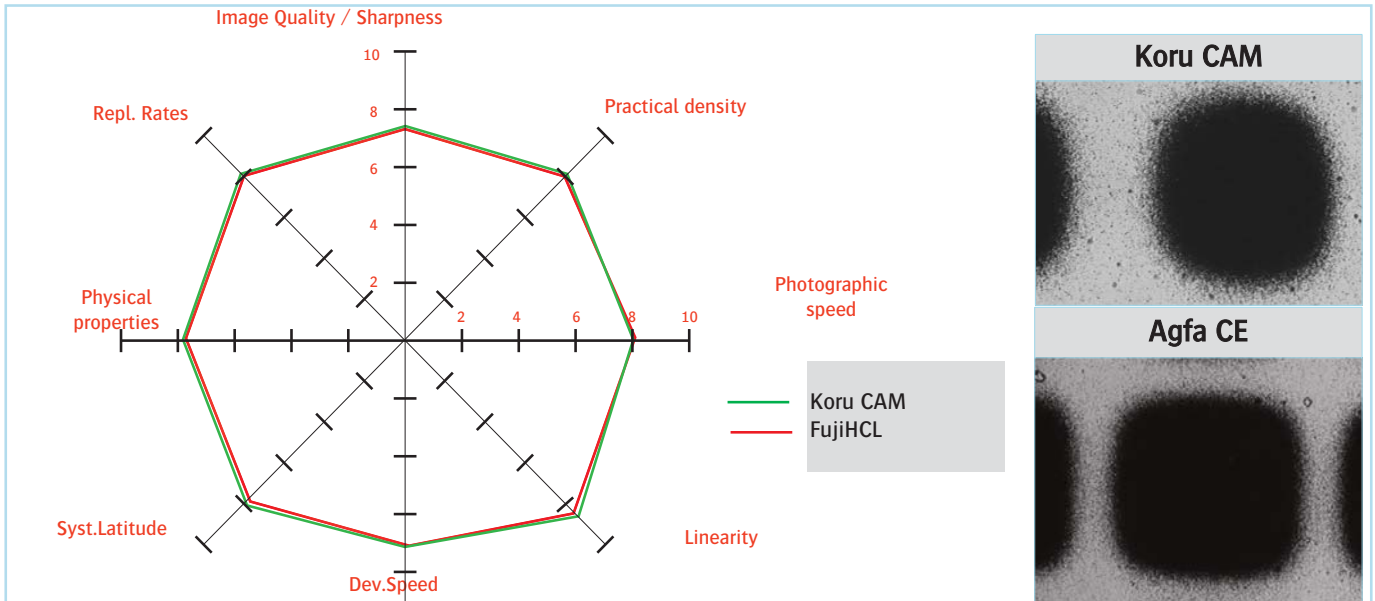


## Product comparison : Koru CAM versus Agfa CE

### System Features Octagon

Based on Agfa RPS 2024 test




### Review + implementation

- **Camera / drop-in for :**
  - ◆ processing set-up
  - ◆ exposure set-up
  - ◆ calibration set-up
- Adjustment for :**

### Product Colors


**CAM**



Emulsion side

Back side

**CE**



Emulsion side

Back side

### Practical Photographic Properties

Type	Exp.time(s)(F22)	D.Max.	D.Min	Grad. Toe	Grad
<b>Koru CAM</b>	<b>22</b>	4.20-4.40	0.04	2.5	8
<b>Agfa CE</b>	<b>22</b>	4.20-4.40	0.04	2.5	8

Note: - Koru CAM processed in Koru KF dev. - Agfa CE processed in Agfa G101c developer.  
 - Before switching over to Koru KF developer a cleansing with Koru Chemical Cleaner is obligatory.