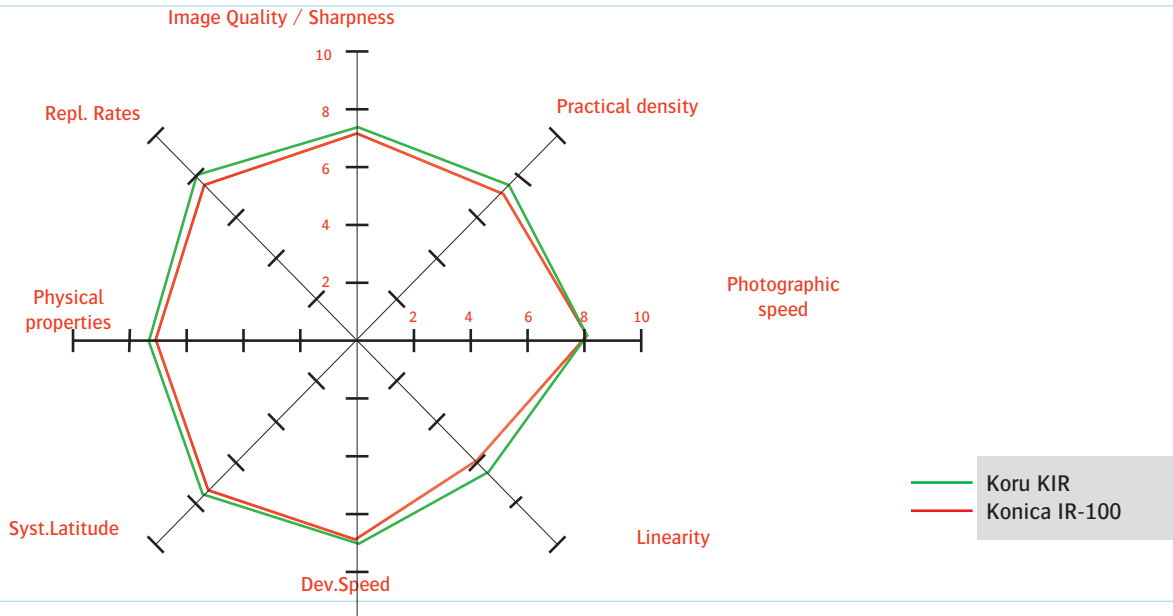


Product comparison : Koru KIR versus Konica IR-100

System Features Octagon

Based on Agfa Proset 9800 tests



Review + implementation

● IR 780 nM/ drop-in for :

- ◆ processing set-up
- ◆ exposure set-up
- ◆ calibration set-up

Adjustment for :

Product Colors


KIR



Emulsion side

Back side

IR-100



Emulsion side


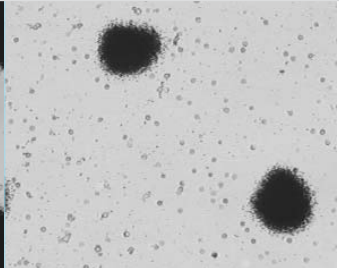

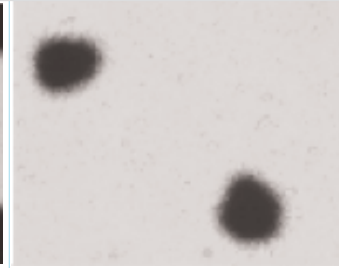
Back side

Product comparison : Koru KIR versus Konica IR-100

Image quality



2400 dpi / 150 lpi

Koru KIR		IR-100	
On Agfa Proset 9800 (IR 780nM)			
			
50% = 56%	5% = 6%	50% = 54%	5% = 3%

Practical Photographic Properties

Engine	Agfa Proset 9800			
	KIR	IR-100		
Property				
Int. Setting	95	95		
Practical density	D.4.10- 4.30	D.3.80- 4.10		
5%	6%	8%		
50%	60%	61%		
95%	99%	99%		

Note: - Koru KIR processed in Koru KF dev. - Konica IR-100 processed in Konica T661(1+3)
 - Before switching over to Koru KF developer cleansing with Koru Chemical Cleaner is obligatory.