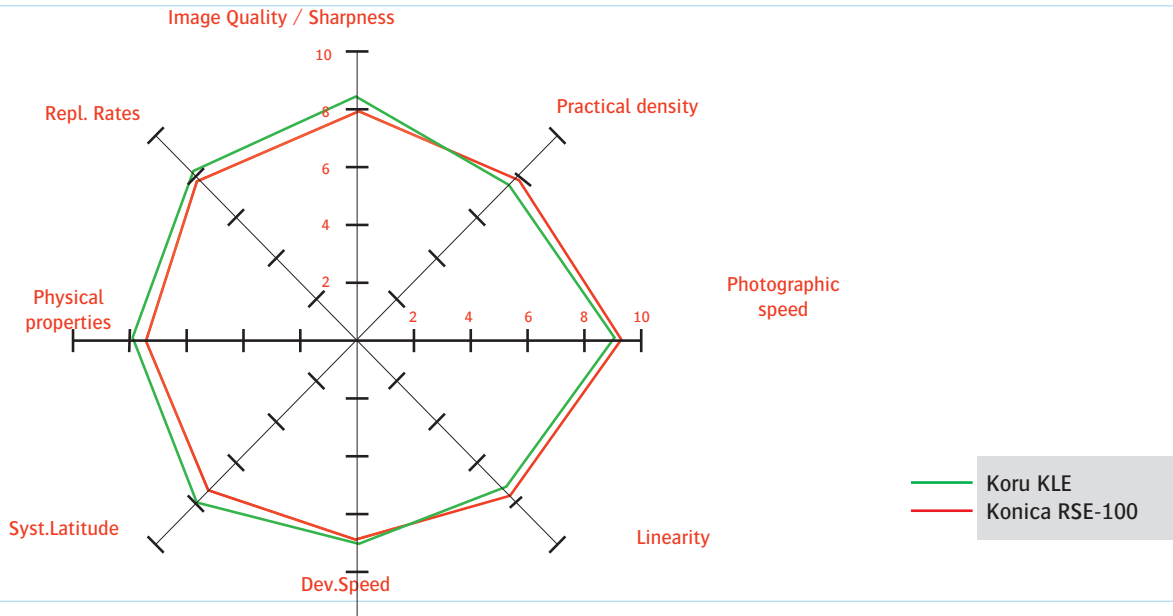


Product comparison : Koru KLE versus Konica RSE-100

System Features Octagon

Based on Screen Tanto tests



:Review + implementation

● LED 660 nm/ drop-in for :

- ◆ processing set-up
- ◆ exposure set-up
- ◆ calibration set-up

Adjustment for :

Product Colors

KLE



Emulsion side

Back side

RSE-100



Emulsion side


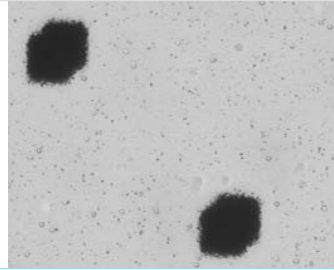

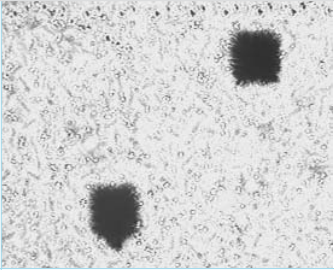
Back side

Product comparison : Koru KLE versus Konica RSE-100

Image quality



2400 dpi / 175 lpi

Koru KLE		RSE-100	
On Screen tanto (LED660nm)			
			
50% = 56%	5% = 6%	50% = 54%	5% = 3%

Practical Photographic Properties

Engine	Screen Tanto			
	S-High spiral	S-High spiral		
Property	LD	RSE-100		
Int. Setting	26	25		
Practical density	D.4.10-4.30	D.4.10-4.30		
5%	6%	3%		
50%	56%	54%		
95%	97%	98%		

Note: - Koru KLE processed in Koru KF dev. - Konica RSE processed in Konica T661(1+3).
 - Before switching over to Koru KF developer cleansing with Koru Chemical Cleaner is obligatory.